

Always On My Mind - Soprano Ukulele

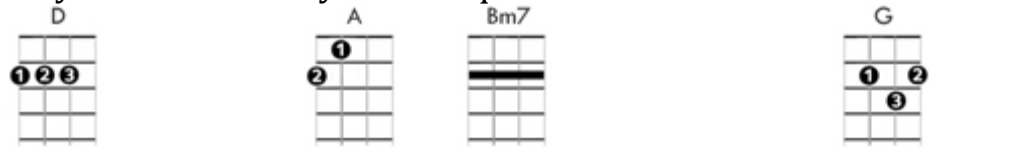
D A Bm7 G A



Ukulele chord diagrams for D, A, Bm7, G, and A. D: 1 2 3 on strings 1, 2, 3. A: 1 on string 1, 2 on string 2. Bm7: all strings muted. G: 1 on string 1, 2 on string 2, 3 on string 3. A: 1 on string 1, 2 on string 2.

Maybe I didn't love you quite as often as I could have

D A Bm7 G



Ukulele chord diagrams for D, A, Bm7, and G. D: 1 2 3 on strings 1, 2, 3. A: 1 on string 1, 2 on string 2. Bm7: all strings muted. G: 1 on string 1, 2 on string 2, 3 on string 3.

And maybe I didn't treat you quite as good as I should have

D G Em7 A



Ukulele chord diagrams for D, G, Em7, and A. D: 1 2 3 on strings 1, 2, 3. G: 1 on string 1, 2 on string 2, 3 on string 3. Em7: 1 on string 1, 3 on string 3, 2 on string 4. A: 1 on string 1, 2 on string 2.

If I made you feel second best, girl, I'm sorry I was blind

F#m A D G Em7 A A7 D G A



Ukulele chord diagrams for F#m, A, D, G, Em7, A, A7, D, G, and A. F#m: 1 on string 1, 2 on string 2, 3 on string 3. A: 1 on string 1, 2 on string 2. D: 1 2 3 on strings 1, 2, 3. G: 1 on string 1, 2 on string 2, 3 on string 3. Em7: 1 on string 1, 3 on string 3, 2 on string 4. A: 1 on string 1, 2 on string 2. A7: 1 on string 1, 2 on string 2. D: 1 2 3 on strings 1, 2, 3. G: 1 on string 1, 2 on string 2, 3 on string 3. A: 1 on string 1, 2 on string 2.

But you were always on my mind, you were always on my mind

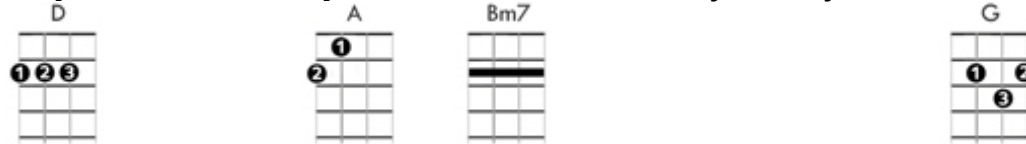
D A Bm7 G A



Ukulele chord diagrams for D, A, Bm7, G, and A. D: 1 2 3 on strings 1, 2, 3. A: 1 on string 1, 2 on string 2. Bm7: all strings muted. G: 1 on string 1, 2 on string 2, 3 on string 3. A: 1 on string 1, 2 on string 2.

Maybe I didn't hold you all those lonely, lonely times

D A Bm7 G



Ukulele chord diagrams for D, A, Bm7, and G. D: 1 2 3 on strings 1, 2, 3. A: 1 on string 1, 2 on string 2. Bm7: all strings muted. G: 1 on string 1, 2 on string 2, 3 on string 3.

And I guess I never told you I'm so happy that you're mine

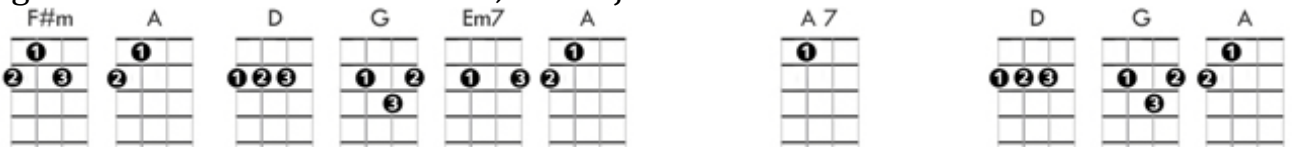
D G Em7 A



Ukulele chord diagrams for D, G, Em7, and A. D: 1 2 3 on strings 1, 2, 3. G: 1 on string 1, 2 on string 2, 3 on string 3. Em7: 1 on string 1, 3 on string 3, 2 on string 4. A: 1 on string 1, 2 on string 2.

Little things I should have said and done, I just never took the time


F#m A D G Em7 A A7 D G A



Ukulele chord diagrams for F#m, A, D, G, Em7, A, A7, D, G, and A. F#m: 1 on string 1, 2 on string 2, 3 on string 3. A: 1 on string 1, 2 on string 2. D: 1 2 3 on strings 1, 2, 3. G: 1 on string 1, 2 on string 2, 3 on string 3. Em7: 1 on string 1, 3 on string 3, 2 on string 4. A: 1 on string 1, 2 on string 2. A7: 1 on string 1, 2 on string 2. D: 1 2 3 on strings 1, 2, 3. G: 1 on string 1, 2 on string 2, 3 on string 3. A: 1 on string 1, 2 on string 2.

You were always on my mind, you were always on my mind

D Bm7 Em7 G A



Ukulele chord diagrams for D, Bm7, Em7, G, and A. D: 1 2 3 on strings 1, 2, 3. Bm7: all strings muted. Em7: 1 on string 1, 3 on string 3, 2 on string 4. G: 1 on string 1, 2 on string 2, 3 on string 3. A: 1 on string 1, 2 on string 2.

Tell me, tell me that your sweet love hasn't died

D Bm7 Em7 G A7 D



Ukulele chord diagrams for D, Bm7, Em7, G, A7, and D. D: 1 2 3 on strings 1, 2, 3. Bm7: all strings muted. Em7: 1 on string 1, 3 on string 3, 2 on string 4. G: 1 on string 1, 2 on string 2, 3 on string 3. A7: 1 on string 1, 2 on string 2. D: 1 2 3 on strings 1, 2, 3.

Give me, give me one more chance to keep you satisfied, I'll keep you satisfied